


How to get Siri to “Play KRVM-FM” on iPhone or iPad (Requires iOS 12 or later).


Perform the following steps on the device that you want Siri to play KRVM. These screenshots are from an iPhone – An iPad will look different but the steps are the same.

Note that this doesn’t work directly on HomePod at this time. But you can try using AirPlay to send the audio from the iOS device to your HomePod.

1. Go to the App Store. Search for and install Apple’s free Shortcuts app. It looks like this:



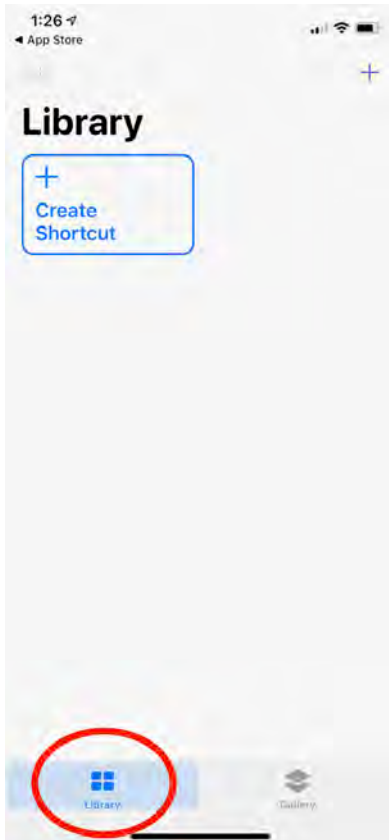
2. Click on the “OPEN” button; or launch the Shortcuts app on the device home screen.



3. On the “Welcome to Shortcuts” screen, click on the “Get Started” button:



4. You should now have an empty “Library” of shortcuts:

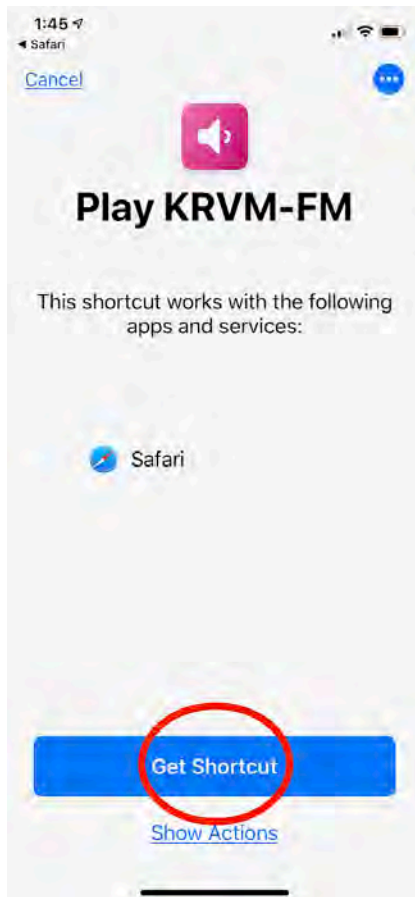


5. Now install the KRVM Siri Shortcut from [this link](#) (open the link on the same device as previous steps). You can also just browse to shortcutsgallery.com and search for KRVM under the Entertainment category.

You should see this - Click on the blue “Get Shortcut” button:

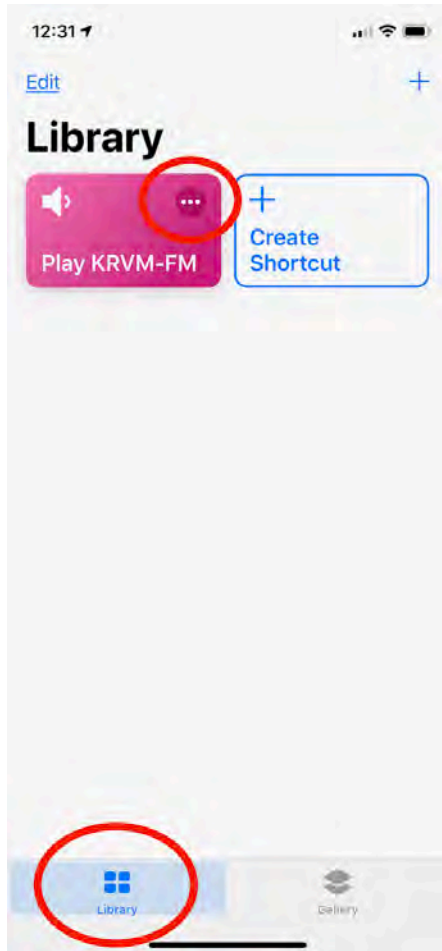


6. The “Play KRVM-FM” shortcut should appear. Click on the blue “Get Shortcut” button again:

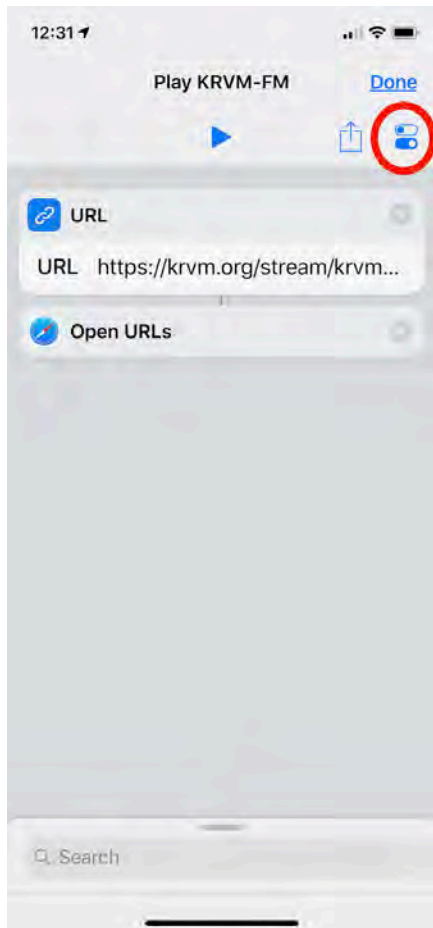


7. Now select “Library” on the Shortcuts app. You should see the new Play KRVM-FM shortcut in your shortcut Library.

You need to add your voice command to the shortcut. Click on the “...” to access Settings for the new shortcut:



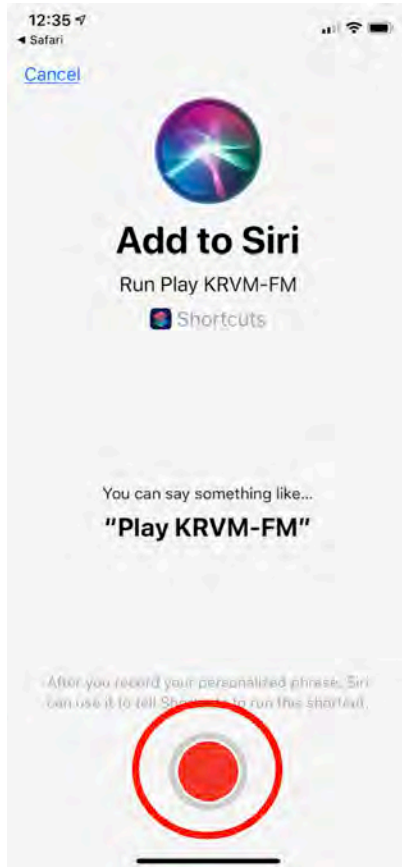
8. Under the shortcut settings, click on the On-Off slider buttons:



9. Click on "Add to Siri":



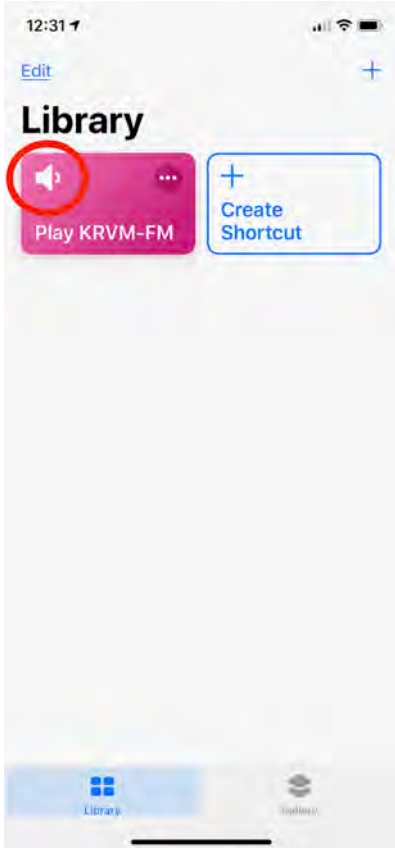
10. Now use the red record button to record your voice saying “Play KRVM-FM”. Speak clearly and do this someplace where there’s not a lot of background noise. Click on “Done” when you are finished.



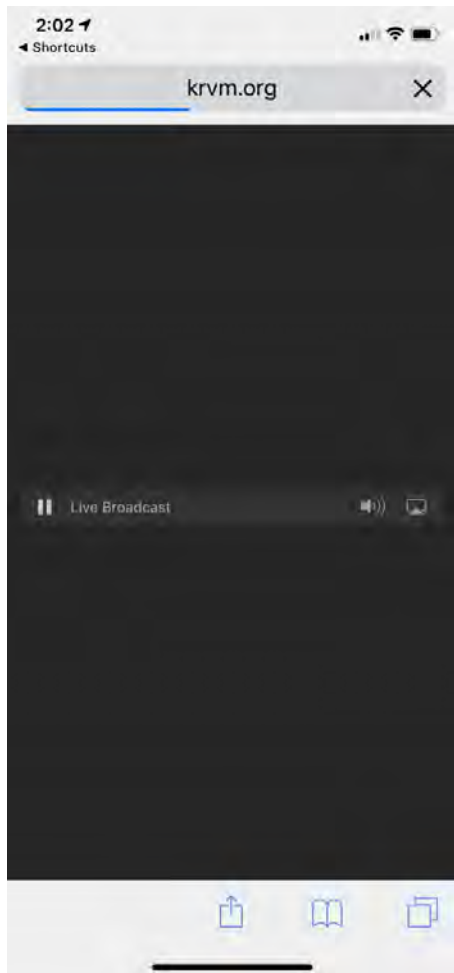
11. The Shortcut Settings screen should now show that your Siri Phrase for this shortcut is “Play KRVM-FM”. After confirming, click on “Done” in the upper-right twice.



12. Now run the shortcut manually one time by tapping on the speaker icon inside the Play KRVM-FM shortcut button:



13. The KRVM live audio stream should start playing in Safari:



14. Finally, now you should be able to tell Siri to “Play KRVM-FM” by voice command. If the Hey Siri feature is enabled on the device, you can say “Hey Siri, Play KRVM-FM”.